

Psychology 101
ONLINE
Instructions for Accessing Canvas

Dear Students,

Welcome to Psychology 101 (General Psychology)!

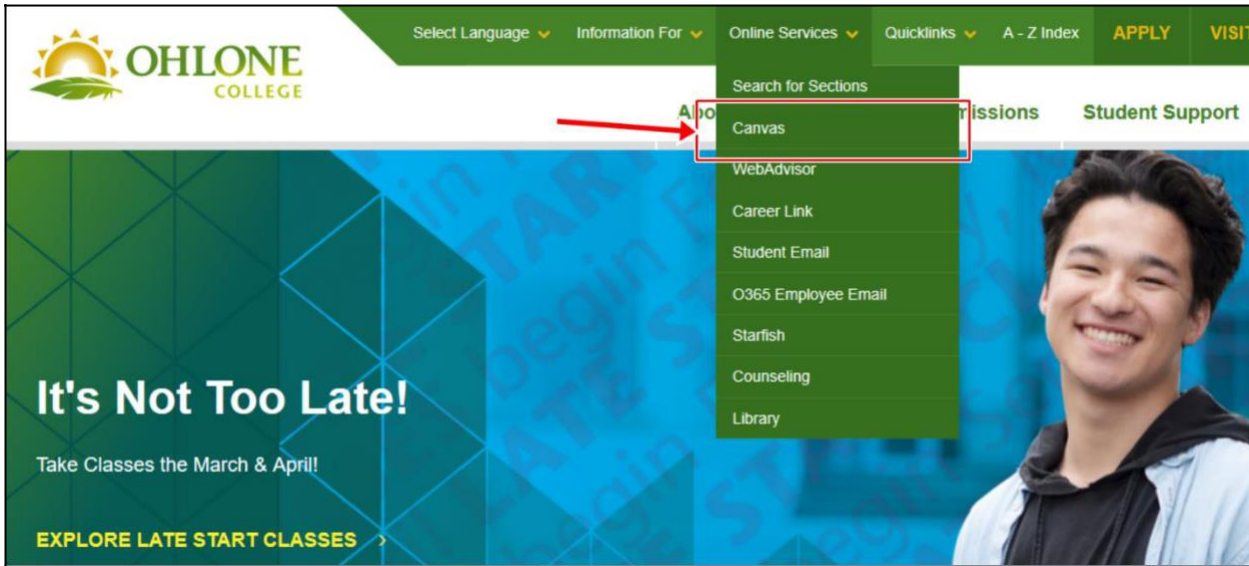
If you have never taken a class online, please don't panic! I'm pretty new to teaching online, so we're in the same boat! But people with less intelligence and grit than you and I have done this successfully, so I'm confident that we'll get through it. To that end, it's imperative that you stay in contact with me (via Canvas Inbox) throughout the semester, to ask questions and let me know what you need. I'm also open to tips from any of you who are old pros at using Canvas!

Please know that I'll do what I can to make sure that you learn everything I would have taught you in a normal classroom situation, and the college will do what it can to ensure that you're provided with all of the tools to make that happen. This will necessitate some degree of flexibility, but it will also mean that we need to stay in contact a bit more than usual so that we all know what's going on.

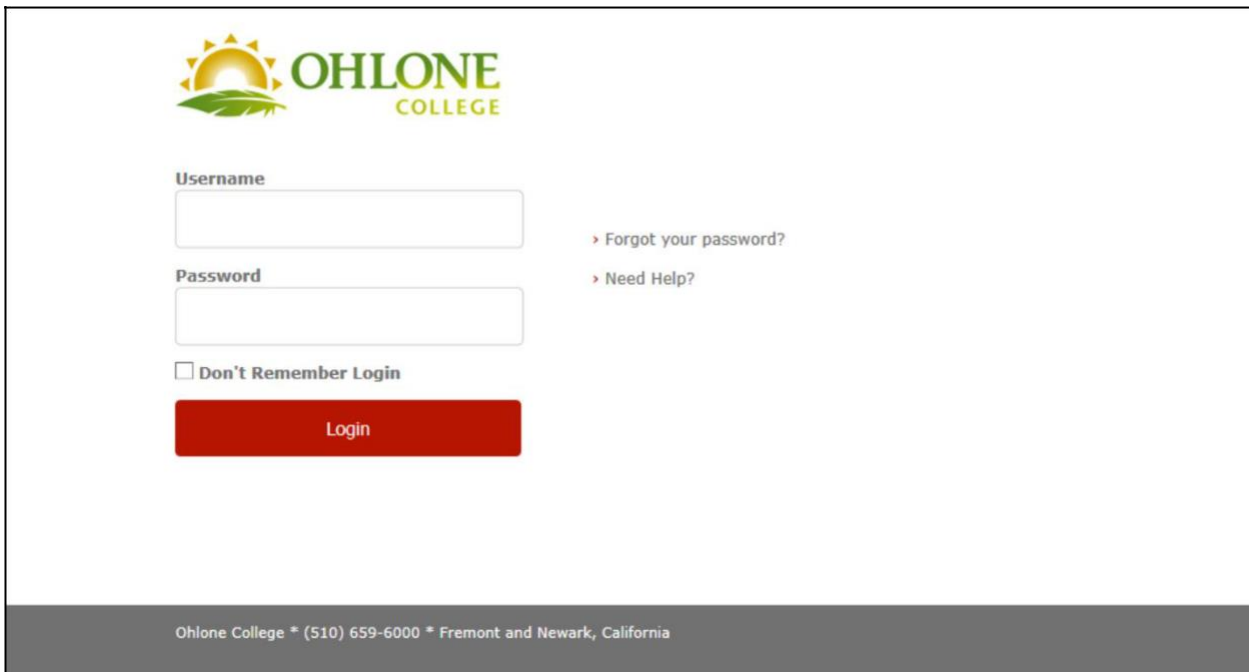
Now that those housekeeping items are out of the way, please use the basic instructions below to get you into Canvas, and get started...

Psychology 101
ONLINE
Instructions for Accessing Canvas

1. Visit Ohlone.edu, and click on the Online Services tab. From the dropdown box, select Canvas.

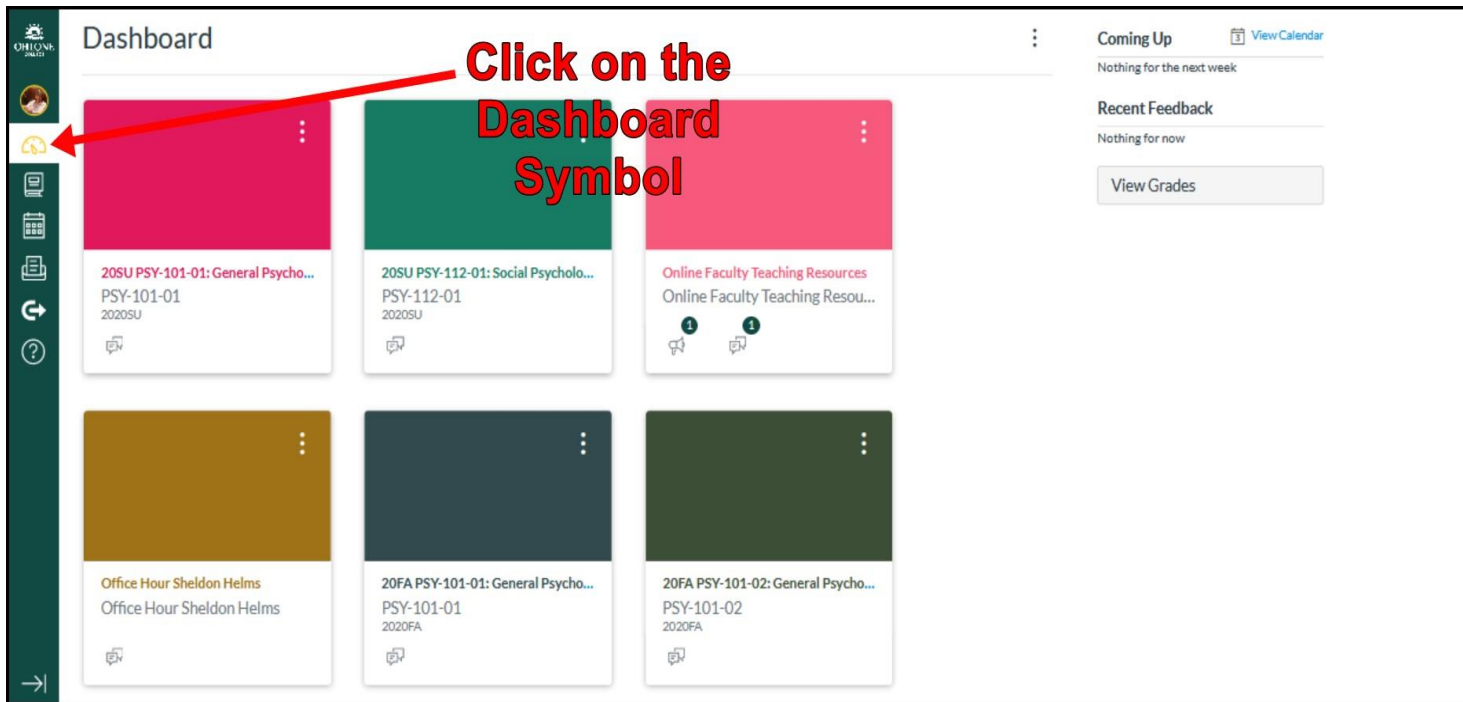


2. Log in, using your MyOhlone username and password.

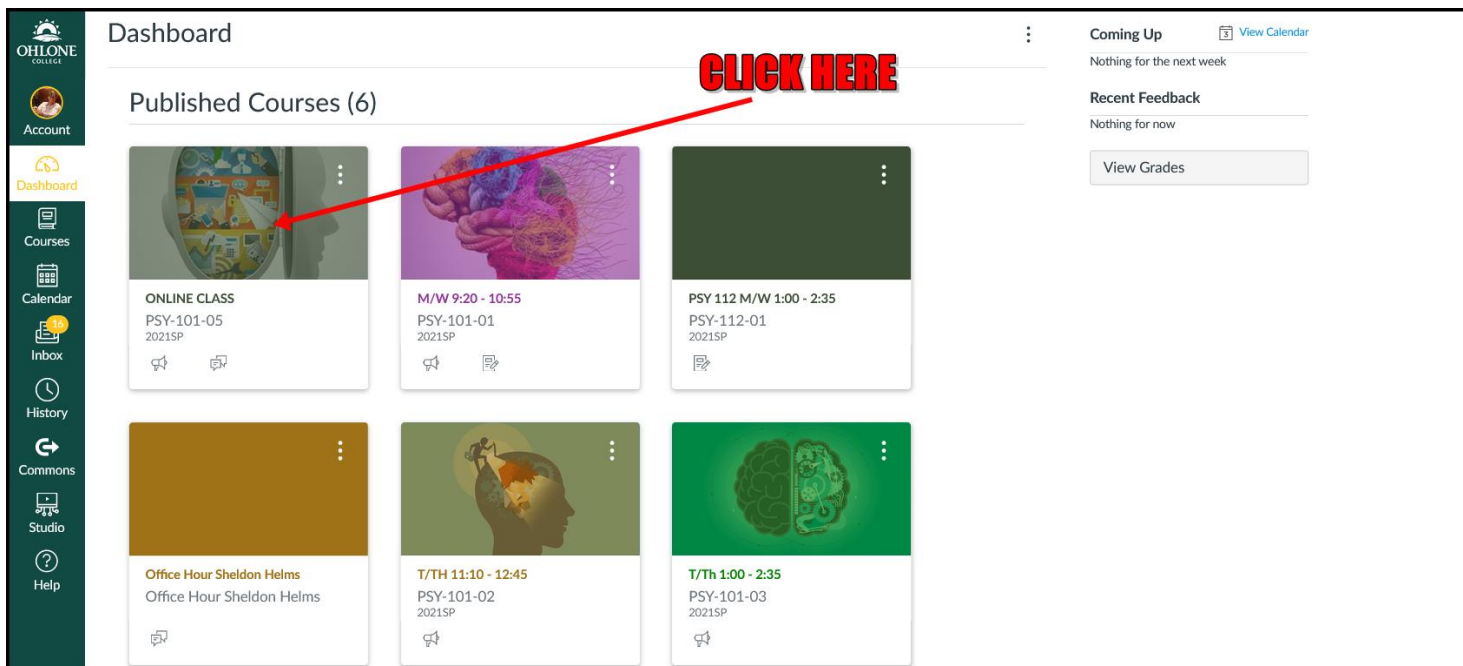


**Psychology 101
ONLINE
Instructions for Accessing Canvas**

3. Once logged in, click on the Dashboard symbol to see a list of all of your classes and their Canvas shells.



4. Click on the shell (square) for your class (the exact number may be different than in the image below).



**Psychology 101
ONLINE
Instructions for Accessing Canvas**

5. Click on the links on the left that correspond to what you need. On the right, you will see a To Do list if there are any announcements, tests, activities, assignments, etc. for that week.

The screenshot displays the Canvas LMS interface for a course. On the left, a dark green sidebar contains navigation links: Account, Dashboard, Courses, Calendar, Inbox, History, Studio, and Help. The main content area shows the course title '21SP PSY-101-05: General Psychology (083126)' and a graphic of a brain filled with educational icons. On the right, there are utility buttons for 'View Course Stream', 'View Course Calendar', and 'View Course Notifications'. Below these is a 'To Do' list with one item: 'Welcome! Syllabus availabl...' dated 'Jan 23 at 8:59pm'. A red arrow points from the text 'NAVIGATION LINKS' to the sidebar, and another red arrow points from 'TO DO LIST' to the 'To Do' section.